

# Recipes for Success

Practical Activities to Help Your Child Succeed

SEPTEMBER 2017

Vinton Elementary School  
Title I Parent Involvement

## READING


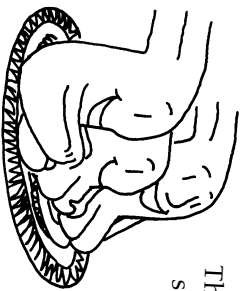
### Stage a puppet show

Using puppets to act out a story is a creative way to stretch your youngster's reading comprehension and oral language skills.

**Ingredients:** book, markers, craft supplies, old socks, large cardboard box

First, ask your child to pick a story. Read it together until she knows the plot well. Next, help her make puppets and a stage. For the characters, she can draw eyes with markers on socks and glue on yarn for hair or fur. A big cardboard box with a window cut out of it, or a table with a sheet draped over it, will make a great puppet theater.

Then, have your youngster rehearse, rereading the story as she practices. Finally, gather an audience, and let the show begin!



## SCIENCE


### Thumbs up

What would life be like without *opposable thumbs*? After all, most animals don't have thumbs that can touch their other fingers and easily grasp objects like ours do.

**Ingredients:** paper, pencil

Help your youngster list 10 everyday activities he does with his hands (opening doors, eating with a fork, typums labeled "Easy," "Hard," and "Impossible.")

Next, let him try each activity without using his thumbs and rate it. For instance, he could put waving hello in the "Easy" column, tying shoes in the "Hard" column, and buttoning a shirt in the "Impossible" column.




## MEMORY

Mnemonics help cement facts in your child's mind. How many can he come up with? To remember when to use **principal** or **principle**, he might say the school principal is his pal. "FACE" could remind him that the musical notes on the spaces of the treble clef are F, A, C, and E.



## SEQUENCING

Look at family photos with your youngster. See if she can put them in order from longest ago to most recent. Ask questions to help her decide. ("Was your brother's birthday before or after our summer picnic?") **Idea:** Have her arrange the pictures in a photo album and write a caption for each one.



## MATH


### Fractions of money

Pocket change can help your child learn to add fractions.

**Ingredients:** coins (at least one penny, nickel, dime, and quarter), tape, index cards, pencils, paper

Have your youngster tape each coin to a separate index card. Next to the coin, she should write the fraction of a dollar that the coin represents (penny =  $\frac{1}{100}$ , nickel =  $\frac{5}{100}$ , dime =  $\frac{10}{100}$ , quarter =  $\frac{25}{100}$ ). Stack the cards facedown. Give each person pencil and paper for scoring. Players take turns drawing a card, adding the fraction to their score, and putting the card at the bottom of the pile. The first person to reach or go over  $\frac{100}{100}$  (\$1.00) wins.

**Example:** If a player draws a penny ( $\frac{1}{100}$ ) and then a quarter ( $\frac{25}{100}$ ), her score is  $\frac{26}{100}$  ( $\frac{1}{100} + \frac{25}{100}$ ).



# Recipes for Success

Practical Activities to Help Your Child Succeed

SEPTEMBER 2017

## Character Corner

### FRIENDLINESS

Help your youngster practice ways to make friends. Together, brainstorm three things to do when she meets someone new. She might introduce herself, invite the other child to play, or offer to share a favorite book.



### CITIZENSHIP

Good citizens take care of their homes and communities. Discuss ways to do your part. For instance, raking leaves keeps them from blowing into neighbors' yards, and returning library books means others can read them.




### EMPATHY

Find everyday opportunities to teach your child empathy. Ask how he would feel if he were being teased or if he got a paper cut. Then, encourage him to think of a way to make a friend or sibling in that situation feel better (stick up for his friend, get a bandage).




### LOGIC

Sharpen your youngster's thinking skills with this contest. Name three objects that have something in common (comb, shark, person). Ask your child to guess what they share (they all have teeth). Then, switch roles, and she can come up with three objects for you.



### GEOGRAPHY

Encourage your child to find the names of places on a globe or the world map with this challenge. List 10 things to locate (a sea, the word north), and give each person a copy. See who can check off the most places.



### WRITING

#### Words that persuade


"Toys for sale!" Let your child practice persuasive writing by creating an advertisement for a favorite toy.

**Ingredients:** magazines, pencil, paper, crayons

With your youngster, look through magazines for ads that catch his attention. Ask him which words and phrases might persuade readers to buy the products. *Examples:* "Provides hours of fun play" or "Recommended by more dentists!"

Then, suggest that he write an ad of his own.


Maybe he'll advertise "The fastest truck in the toy box" or "The softest teddy bear you can find." Encourage him to illustrate his ad—pictures can help persuade, too!



### SAFETY

Talk with your child about ways for her to stay safe in the kitchen, and come up with rules ("Use the stove only with an adult," "Don't put aluminum foil in the microwave").

Suggest that she make safety signs to display.



## Congratulations!

We finished \_\_\_\_\_ activities together on this poster.

Signed (parent or adult family member)

Signed (child)

### DIVISION

Have your youngster turn a sheet of paper into a baseball diamond, coloring the corners for home plate and three bases. Let him put a token "at bat" while you call out a division problem ( $36 \div 4$ ). For each correct answer (9), he moves the token to the next base. When he has scored three runs, trade roles.

$$64 \div 8$$