

# Recipes for Success

Practical Activities to Help Your Child Succeed

JANUARY 2018

Vinton Elementary School  
Title I Parent Involvement


## READING Sight word parking lot

Vroom, vroom! Driving toy cars into a sight word “parking lot” is a playful way for your child to learn to read common words like *went*, *have*, and *because*.

**Ingredients:** list of sight words (ask her teacher for a list, or find one online), cardboard, crayon, toy cars

Let your youngster draw parking spaces on the cardboard. In each space, she can write a sight word.

Challenge her to read a word—and park a car in the spot—until she has filled her parking lot. (Help her with any words she misses.) Then, she can read all the words at first glance, then read all the words at a new parking lot with different words.



## HISTORY The year you were born

What happened the year each member of your family was born? With this project, your youngster will explore history and build research skills.

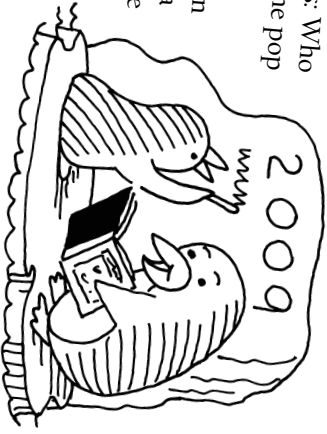
**Ingredients:** poster board, markers, almanac or Internet

Together, come up with five things to learn about the year of each person's birth. *Examples:* Who was president? What was the number-one pop song? Who won the Super Bowl?

Have your child write the questions down column for each family member and add a can find the answers in an almanac or online and put them on the chart.



**Refrigerator Poster**  
Just hang your *Recipes* poster on the refrigerator and sneak in an activity when you have a few minutes. These fun activities will help develop school success and positive behavior. Check off each box as you complete the “recipe.”



## MATH Lucky prime numbers

Your child will get plenty of division practice with this game as she figures out which numbers are *prime*—evenly divisible only by 1 and themselves.

**Ingredients:** paper, pencil, two dice, board game tokens

Help your youngster create a “100 chart.” She should draw a grid with 10 rows and 10 columns and number the boxes in order (1–100).

Put your tokens next to 1, and take turns rolling the dice and moving the number of spaces shown. If you land on a prime number, such as 2, 3, 5, 7, 11, or 13, roll again. If not, your turn ends. The first player to reach or pass 100 wins.

**Tip:** To figure out if a number is prime, your child can use paper and pencil to try dividing it by 2, 3, 5, and 7. If it's not evenly divisible by any of those numbers, it's prime.

1	2	3	4
11	12	13	14
21	22	23	24
31	32	33	34
41	42	43	44


## WRITING

Ask your youngster to write steps for completing a task, perhaps washing the dishes. Together, follow the steps exactly. He'll find that writing specific instructions makes it easier to get the job done. For instance, he can't squeeze out the detergent if he didn't write to open the cap first!



## THINKING

Place two similar items, such as a sticker and a postage stamp, on a table. Take turns thinking of ways they're the same (square shape, sticky back) and different (straight vs. curvy edges). How many similarities and differences can your child discover?



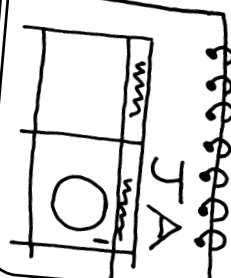
# Recipes for Success

Practical Activities to Help Your Child Succeed

JANUARY 2018

## ASTRONOMY

Each night before bedtime, let your child look at the moon and sketch its shape on a calendar. After a few weeks, she will see how the moon's appearance changes. How many days does it take for the moon to go from a full circle to a crescent?



## Character Corner

Encourage your child to think of times where she needed grit to keep going when something got tough, such as running the half-mile in PE. She can write each example on a paper star and post the stars for inspiration.



### GRIT

### FAMILY UNITY

A family meeting is a great way to strengthen bonds and foster communication. Invite family members to write agenda items on slips of paper and put them in a bowl. Then, have your youngster pull out the slips and lead the discussion.



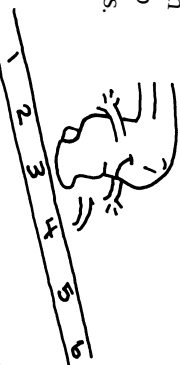
### RESPECT

Ask your child to create a collage of respect, using pictures cut from old magazines. She might choose a photo of two people shaking hands or of someone picking up trash.



### MATH

Have your youngster put a line of masking tape on the floor and evenly number it 0-20. Call out addition or subtraction problems (say, 9 - 7). He would stand on the 9 and jump back 7 numbers. The number he lands on (2) is the answer.




## SPEAKING Story theater

Storytelling will give your youngster practice speaking in front of others.

**Ingredients:** books, paper plates, craft materials

Have your child choose a favorite story to tell, such as *Frog and Toad Are Friends* (Arnold Lobel). Let him read through it a few times to refresh his memory of the plot. Next, he can make a mask for each character by decorating paper plates.



Gather the family for a performance. Encourage your youngster to speak clearly and with good expression. Tip: He could change masks as he acts out different parts.

## Congratulations!

We finished \_\_\_\_\_ activities together on this poster.

Signed (parent or adult family member)

Signed (child)

## ART

Explain to your child that artists use different styles. For example, some create pictures made from tiny dots (pointillism). Others use geometric shapes (cubism). Then, take out paper and paint, markers, or crayons so she can experiment with various techniques.

