

# Recipes for Success

Practical Activities to Help Your Child Succeed

NOVEMBER 2017

Vinton Elementary School  
Title I Parent Involvement

## SPELLING

### Find a word

Let your child turn her spelling list into a fun word game.


**Ingredients:** spelling list, pencil, graph paper

Have your youngster write five spelling words in rows on graph paper, one under the other, and one letter per box. Then, see how many new words she can form with the letters, vertically, or diagonally. For instance, if she stacks the words

f	l	d	v	o	r
d	p	p	i	e	
t	e	e	t	h	
m	d	y	b	e	
r	e	d	d		

flavor, apple, teeth, maybe, and read, she might find flap, meat, and bed.

**Hint:** If your child has trouble finding words, she can switch the order of the list or add new spelling words.



## READING

### Learning with similes


Comparing new ideas with familiar ones can improve your youngster's reading comprehension.

**Ingredients:** textbook, storybook, paper, pencil

Before your child reads a textbook chapter, encourage him to write this fill-in-the-blank sentence: "\_\_\_\_\_ is like \_\_\_\_\_ because \_\_\_\_\_." He can complete the sentence as he reads.

For instance, if he's studying volcanoes, he might come up with "A volcano is like a whistling teapot because pressure in the earth pushes lava out like pressure in a teapot forces steam out."

He could try the same idea while reading fiction. **Example:** "The character Sam is like my dad because he is always fixing things."



## RESEARCH


### Not your usual pet

This activity will stretch your child's imagination while she does research and learns about animal habits.

**Ingredients:** library books, notebook, pencil, markers

Ask your youngster to pick an animal that would make an unusual pet, perhaps a whale, a squirrel, or a donkey. A librarian can help her find books or recommend websites about her "pet."

Then, have her write a "pet owner's guide" that tells how to care for the animal. She could include pointers like the type of shelter and exercise recommended. For instance, she might write, "Your whale needs a huge saltwater pool to live in so he has plenty of room to swim and jump. Make sure he has a couple of dolphin friends to play with." Encourage your child to illustrate her guide with pictures and diagrams.



## SCIENCE

### Learning with similes

Comparing new ideas with familiar ones can improve your youngster's reading comprehension.

**Ingredients:** textbook, storybook, paper, pencil


Before your child reads a textbook chapter, encourage him to write this fill-in-the-blank sentence: "\_\_\_\_\_ is like \_\_\_\_\_ because \_\_\_\_\_." He can complete the sentence as he reads.

For instance, if he's studying volcanoes, he might come up with "A volcano is like a whistling teapot because pressure in the earth pushes lava out like pressure in a teapot forces steam out."

He could try the same idea while reading fiction. **Example:** "The character Sam is like my dad because he is always fixing things."

## SCIENCE

Suggest that your youngster pretend she is a magnet. She could walk around the house and think of five things she would stick to (soup can, refrigerator) and five that she wouldn't (couch, book). Then, let her use a refrigerator magnet to check her predictions.



## STRATEGY

Have your child make a game board by drawing three rows of three circles, with vertical, horizontal, and diagonal lines to connect them. Give him three pennies and yourself three nickels, and take turns putting a coin on any circle. To play, take turns moving your coins one at a time. Get three in a row, and win.



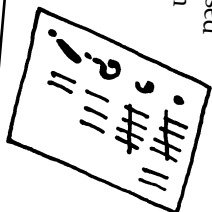
# Recipes for Success

Practical Activities to Help Your Child Succeed

NOVEMBER 2017

## PUNCTUATION

Ask your youngster to read a picture book or short magazine article and make a tally mark for each period, comma, question mark, and exclamation point. She can count the total for each and give you examples of how they're used (comma between a city and state, exclamation point to show surprise).



## MATH Guess my number

Try this guessing game to sharpen your child's number sense.


**Ingredients:** paper, pencil

Take turns choosing a secret three-digit number, such as 548. Write down the number, cover it up, and have the other player guess each digit by asking questions. For instance, your youngster might ask, "Is the digit in the hundreds place greater than 4?" "Is it an even number?" "Is it less than 6?"

Based on your answers, he will realize the digit is 5. Let him ask questions about the other digits until he comes up with the whole three-digit number.



**Variation:** To make the game more challenging, limit the number of questions allowed.



## Congratulations!

We finished \_\_\_\_\_ activities together on this poster.

Signed (parent or adult family member)

Signed (child)

## Character Corner

### HONESTY

The next time you buy clothes or eat in a restaurant, check the receipt with your child. Have her help you make sure you were charged for everything and that the prices are correct. If you spot a mistake, let your youngster see you being honest by telling the clerk or server.

### PERSEVERANCE

Show your child that you can both learn new skills and improve old ones. Choose a goal: Do a headstand, write more neatly. Practice together a few minutes each day. By week's end, you both may be surprised by your progress!

### COOPERATION

Let your youngster experience teamwork in action. Hold one hand behind your back. Have your child put one hand behind his. Together, use your free hands to tie his shoes. You must work cooperatively to succeed!

### STUDY SKILLS

Your child will practice recalling what he studies with this idea. Each of you write five short sentences—about anything—on a sheet of paper. ("Eric likes chess." "The elephant has big ears.") Trade papers, and study the lists for one minute. Put them away, and try to write every sentence from memory.

## HISTORY

How many American patriotic symbols can you and your youngster think of? Examples: U.S. flag, Liberty Bell, bald eagle. Talk about what each one stands for and how it ties into our history. Then, suggest that she draw pictures of the symbols and label them.



## READING

A cookbook is a tasty tool for learning to use an index. Turn to the back, and ask your child to find three recipes, perhaps for beef stew, corn chowder, and chili. Help him use the page numbers to locate the recipes. He can choose his favorite and read the instructions aloud while you cook together.

